

SCHOOL to HOME Connections

Chapter 6 Multiplication Tables of 6, 7, 8, and 9

Dear Family,

In this chapter, your child will learn to understand multiplication using the array model and the area model, and see how multiplication and division are related.

Some of the skills your child will practice are:

- learning multiplication facts of 6, 7, 8, and 9
- dividing to find the number of items in each group
- dividing to make equal groups

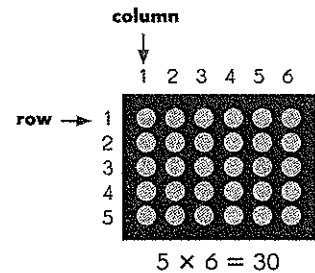
Activity

Show your child that multiplication can be fun. Play this multiplication game with your child to reinforce the facts that he or she is learning. This game can be played by two or more people.


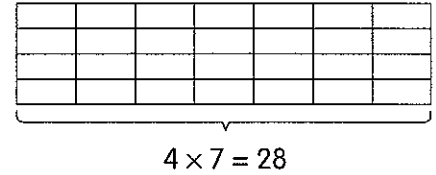
- First decide on a multiplication fact, for example, 6. Then start counting from one. Players take turns to say the next number in the series.
- At each multiple of 6, the player replaces the multiple of 6 by saying 'Up!' instead. Example: 1, 2, 3, 4, 5, *Up!*, 7, 8, 9, 10, 11, *Up!*, 13, 14, 15, 16, 17, *Up!*, ... If the player is stumped or says the number instead of 'Up!', he or she drops out of the game. The game continues until only one player remains in the game.
- When your child is proficient with the multiplication facts of 6, repeat the game using multiplication facts of 7, 8, or 9.

Vocabulary to Practice

An **array model** is an arrangement in rows and columns.



Area model of multiplication:



These are **equal groups**. Both have the same number of items.